



SUBMITTAL SHEET

CEILING ONLY



SPECIFICATIONS:

The innovative round drop-in access panel made of Glass-Fiber-Reinforced Gypsum (GFRG) ceiling panel, specified for residential and commercial applications where discreet, concealed access is desired. Showcasing a stealth appearance, designed to blend seamlessly into drywall ceiling when circular light fixtures, speakers, or smoke detectors are being used to maintain the aesthetic theme in the design.

Door & Trim: Glass-Fiber-Reinforced-Gypsum (GFRG) based design can't rust and blends seamlessly with new or retrofitted drywall ceilings. The design of the panel ensures that your aesthetic style is noticed, and not your access panels.

Finish: Unpainted natural GFRG, **paintable surface**

Physical Properties: 1/8" to 3/16" shell thickness, Fastener test pull out (wood studs: 525 lbs. avg. and metal studs: 215 lbs. avg.). Fasteners push thru test: 350 lbs avg. Fuel Contribution (ASTM E84-80): 0. Flame spread (ASTM E84-80): 0, Combustion (ASTM E84-80): non-combustible. Non-rated.

Ceiling Installation: Access panels installed with standard supplies; screws are #6 buglehead, and joints use standard tape and joint compound. Substrate material is determined by the job-site.

OPTIONS (at additional cost)

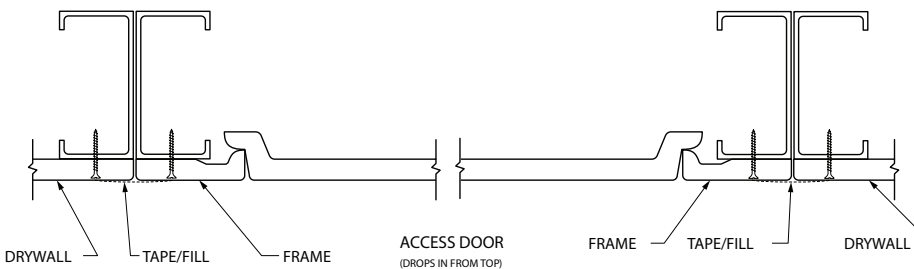
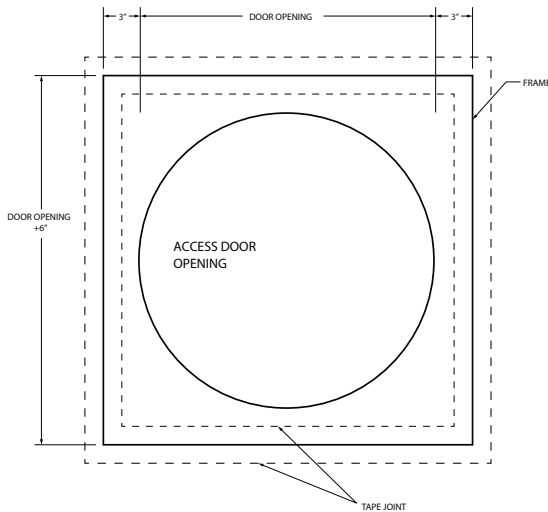
- Gasketed

✓	Model No.	Door Diameter	Rough Opening	Ship Wt. Lbs.
	GY 3200	12 x 12	18 x 18	5
	GY 3200	16 x 16	22 x 22	8.5
	GY 3200	18 x 18	24 x 24	10
	GY 3200	24 x 24	30 x 30	15

Custom sizes available upon request.

FRONT ELEVATION

SECTION DETAIL




MSDS: Per OSHA HazCom per 29 CFR 1910.1200(b)(6)(iv): "Article" means a manufactured item other than a fluid or particle: (i) which is formed to a specific shape or design during manufacture; (ii) which has end use function(s) dependent in whole or in part upon its shape or design during end use; and (iii) which under normal conditions of use does not release more than very small quantities, e.g., minute or trace amounts of a hazardous chemical (as determined under paragraph (d) of this section), and does not pose a physical hazard or health risk to employees.

Project: _____ Date: _____
 Contractor: _____ Architect: _____
 Sizes: _____ Quantity: _____ App Initials: _____


1330 Progress Drive • Front Royal, VA 22630 • Phone: 1-800-255-5515 • www.wbdoors.com

RELATED PRODUCTS

WB EXT GY 3050 Series GFRG Hinged Ceiling Panel



WB GY 3100 Series GFRG Hinged Ceiling Panel



Family Owned & Operated
 Since 1990



BuyOnline

WBCA 2019