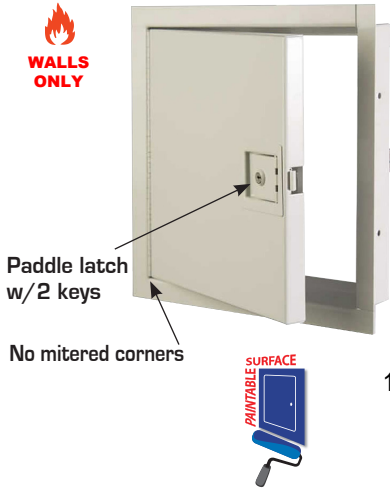
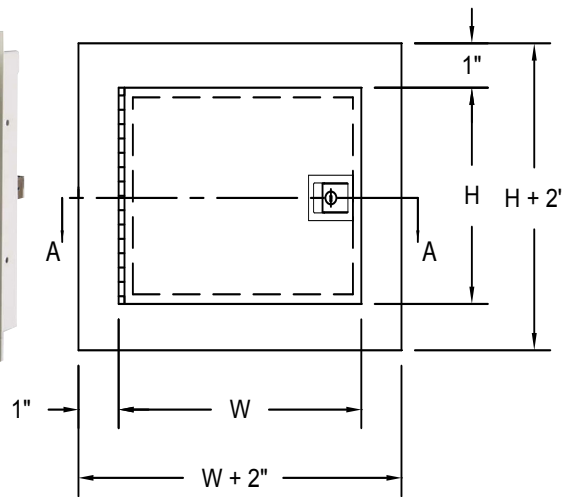


SUBMITTAL SHEET



FRONT ELEVATION



SPECIFICATIONS:

- Door:** 16 ga. steel
- Trim:** 16 ga. steel, 4 piece welded
- Finish:** Primed white baked enamel, **paintable surface**
- Latches:** Spring loaded sliding bolt type, paddle latch. 2 keys per door keyed alike
- Hinge:** Continuous piano type hinge, automatic closure, self-latching and contain interior latch release. Allows opening to 140°

OPTIONS (at additional cost)

- Finishes:**
- Stainless Steel Type 304 No. 4 Satin Finish Brushed
 - Stainless Steel Type 316 No. 4 Satin Finish Brushed

Options: (additional cost)

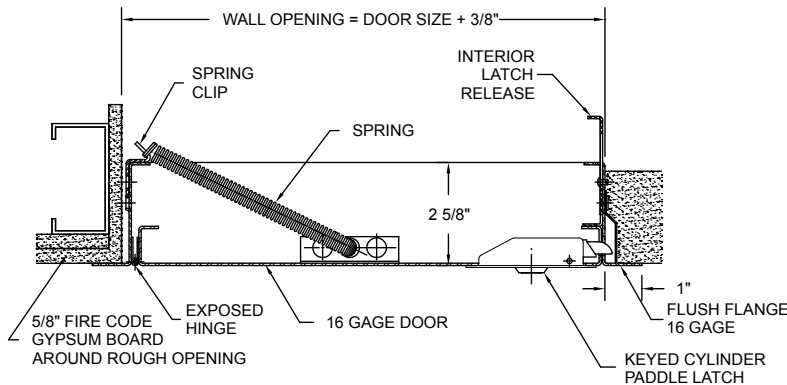
- Special sizes available

✓	Model No.	Door Size W x H	Wall Opening	Ultra Lock	Ship Wt. Lbs.
	FRU 815	8 x 8	8 3/8 x 8 3/8	1	5
	FRU 815	12 x 12	12 3/8 x 12 3/8	1	9
	FRU 815	14 x 14	14 3/8 x 14 3/8	1	10
	FRU 815	16 x 16	16 3/8 x 16 3/8	1	12
	FRU 815	18 x 18	18 3/8 x 18 3/8	1	14
	FRU 815	24 x 24	24 3/8 x 24 3/8	1	22
	FRU 815	30 x 32*	30 3/8 x 22 3/8	1	28
	FRU 815	30 x 30*	30 3/8 x 30 3/8	1	28
	FRU 815	24 x 36*	24 3/8 x 36 3/8	2	29
	FRU 815	36 x 36*	36 3/8 x 36 3/8	2	40

SECTION DETAIL

Fire-rated access door for ceiling and wall installation

UL, Northbrook, IL - 1-1/2 hour "B" label for vertical wall installations only. This door may be used in a two hour fire rated wall assembly



NOTE: For fire-rated wall access doors, on size 16" x 16" and larger, extra spring supplied with door must be attached from back of door pan to framing or floor above. In horizontal (ceiling) applications door has self-assisted closing.

Project: _____ Date: _____
 Contractor: _____ Architect: _____
 Sizes: _____ Quantity: _____ App Initials: _____

1330 Progress Drive • Front Royal, VA 22630 • Phone: 1-800-255-5515 • www.wbdoors.com

RELATED PRODUCTS

WB FR 800 Series Standard Fire-Rated



The World's Largest Access Door Store.™

