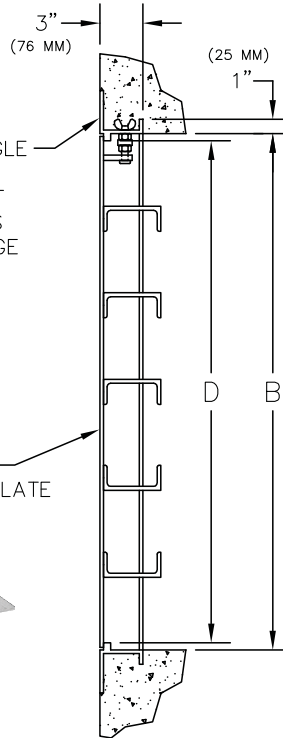



SUBMITTAL SHEET

SECTION DETAIL



SPECIFICATIONS:

The **WB H-APS 8100 Series H-20 Loading Aluminum Diamond Plate Floor Hatch** is a rugged, flush access door designed for new or existing openings in both interior and exterior applications in areas where water-tightness is not required. Reinforced to meet AASHTO specifications for an H-20 live load ideal for off-street locations that may occasionally receive H-20 wheel loads such as industrial facilities, warehouses, loading docks, parking garages and more. Featuring a heavy-duty, 1/4" reinforced aluminum cover and extruded aluminum frame, both with a mill finish, hatch is a perfect solution for wherever floor access is needed.

Cover: 1/4" diamond plate reinforced

Frame: Extruded aluminum with integral anchor flange and door seat on all four sides

Hardware: All 316 SS nuts, bolts and washers

Security: SS flood tight cam locks

Finish: Aluminum cover and frame have mill finish

Hold-Open Device: 316 SS hold-open arm with vinyl grip that automatically keeps the cover in its open/upright position

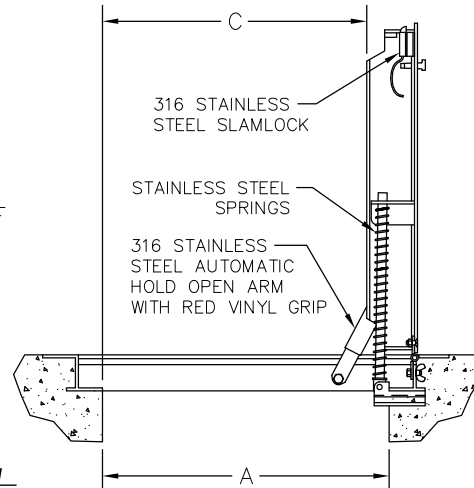
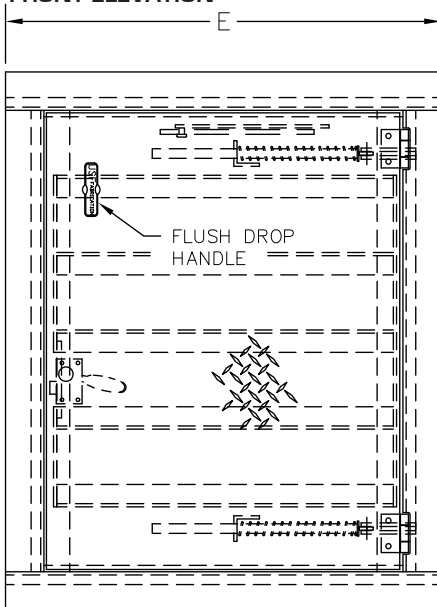
Lift Handle: Flush and floodtight lift handle

Installation: Installation shall be in accordance with the manufacturer's instructions

OPTIONS (at additional cost)

- ☐ Steel
- ☐ Double door
- ☐ Special sizes available upon request

FRONT ELEVATION



Model No.	Size (inches) W x L	Ship Wt. Lbs.
H-APS 8100	24 x 24	65
H-APS 8100	24 x 36	90
H-APS 8100	30 x 30	90
H-APS 8100	30 x 36	105
H-APS 8100	30 x 48	130
H-APS 8100	36 x 36	120

Double door available upon request.
Steel available upon request.
Call for submittal sheet.

The WB APS 8100 aluminum floor door is available in a variety of sizes. In addition, custom sizes are available upon request. Door features a flush lifting handle, stainless steel hinges with tamper proof bolts, an exposed staple for user supplied padlock and an automatic hold-open arm. Options include a double door and steel construction. Manufactured for The Williams Brothers Corporation of America. MADE IN USA. NOT DESIGNED FOR PARKING LOTS OR OTHER PAVED AREAS.

Project: _____ Date: _____
Contractor: _____ Architect: _____
Sizes: _____ Quantity: _____ App Initials: _____

1330 Progress Drive • Front Royal, VA 22630 • Phone: 1-800-255-5515 • www.wbdoors.com



MADE IN USA

The World's Largest Access Door Store.™

